

“ ”

“ ”

,

,

,

,

,

,

,

, 2019 12 28 ,

) (), 2020 3 1

,

1-5

1-10

50

,

3-60

50-500

,

3-30

20-200

,

’ ’
’
’
’ ’ ’ ’
“ ” ’

	6
1	6
2	6
3?	7
4	7
5	8
6	8
7	9
8	10
9		
	11
10	12
	13
	13
1	13
2	14
3	15
4	16
5	17
6	18
7	20
8	22
9	23
10	23
11	24
	26
1	26
2	27
3	28
4	29

5	30
6	32
7	33
8	34
9	35
10	36
11	37
12	38
	39
1	39
2	41
3	42
4	43
	45
1	45
2	46
3	47
4	48
5	49
6	50
7	51
8	52
	54
	54
1	54
2	58
3	59
4	60
	61
1	61
2	62

3	<	>66
4		66
5	<	69
	>	70
1		70
2		72
3		73
4		74
5		74
6		75
7		79
8		83
9		86
		87
		87
1		87
2		88
3		88
		94
1		94
2		94
3		95
4			100

1

“ ”

2

“ ”

“

”

3

?

“

”

4

1

2

3

5

1

2

3

6

“ ”

7

1

“ ”

2

3

4

8

1

2

3

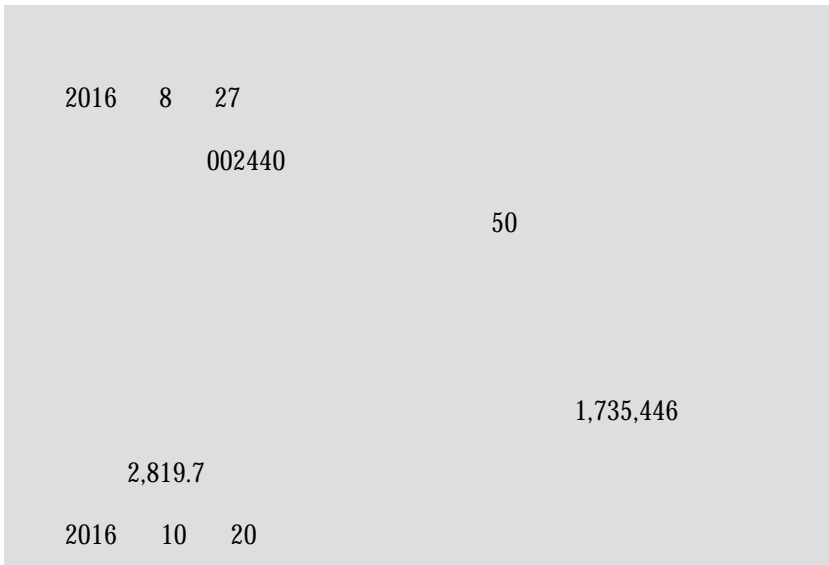
4

5

6

2019 202 2017
“ ” ,
 ,

1



			10	21	
	3.48				
2016	10	24			
2017	1	12			
	116			4.7	
2019	10				
			5		120
					3
					5
		1			116.09

2

2014				
	002161		9,550	4

Bibliotheca Group GmbH 100%

			250,000		542		2013
7	20	2015	7	20		5%	
2017	1						
542			1,627				
			20				5

3

2017 6 1

002681

2017 6 2

2018	3	6			
2018	4	16	9	33	
					8,300
128,486.00		2019	4	29	8,300
9,592.49					
2019	9				
	3				

5

				2013	
				002545	2014
600172		2015			

						2013	11
	27	12	13				
				16.41		12.6	
2014	3	17	6	16			
							486.7
	2015	1	19	5	21		
				10.6		44.69	
	2016	7					
44.69							
254			2				

6

2014	2	13					
			000004				
2014	9	15				2014	
					A		
2014	9	18					

2014	9	25					
			B	2014	9	27	
	-	-	1				
1				-	1		
			1				- 2
							2
	C		9	28	22:35		
2014	10	9					
			C				
			-	-	6		
		6			1		
			6	9	29		
1,600,000			30,478,150.23	10	9		1
			40,000		766,992.57		1
	2		420,000		7,989,512.26		

				6
3,289,468.29		1	45	405.52
1	2			3,334,873.81
2017	10			3,334,873.81
				3,334,873.81
	10			

7

				11
2,000				
2007	4	5		
000685				
2007	6			
	6			

6

200

236.5

350

677.02

2007 6 29 7 3

89.68

669

2007

9

18

10

15

1,983

2011 10

1

2

3

4

8

2016 5

603518

TeenieWeenie

2016 8

2016 8 12

48

2016

8 24

4,650

146,249 12 19

158,053.5

11,549.07

2018 8

82,980.15

248,940.45	11,549.07
34,647.21	

9

2014	4		
		300161	
			700
2017	1		
			700

10

2014	4	6	
			600212

						,
					5452366	7452360
	2007606					
			2014	5	12	10
						8
1,264						
	2016	3				
						200
					2,007,606	
2016	8					12,640,120.03
	12,640,120.03					

11

2017	10	17			

603160

11 22

11 22

2017 9 13 2017 11 22

9 1 9 15 16 17 4

11 6 8 12 16 17 5 11 18

1


2017 9 22 11 16 451,746

46,967,480.63 396.24

2019 12

55

1



2

					5				
2006									
	000783								
2006	3				(S*ST)			
			4						
								2006	9
						11	24		
							12	9	
						11	28	12	5
			3						
		156				702.05			
2019	12								
			702.05					702.05	

3

2016 1 12

002596

2016 1

8

2016 2

9 12

2016

2016 2 8

3

2016 2 16

157,200

4,295,576 4 13

163,924

2016 3 7 3 11

175,000

4,059,624

2016 5 13

5,305,304

1,237,565.22

2017 12

60

1,237,565.22

3,712,695.66

4

2014 3

601515

2014 8 9

EPRINT

EPRINT 16.5%

EPRINT

2014 8 11 EPRINT

8 12

EPRINT

16.5%

2014 7 8

17

2014 8 10 9:52

01884

EPRINT

2014	8	11		
			728,803	7,710,337.8
				786,020.57
2018	7			60
				786,020.57
786,020.57				

5

2016	10	10		
			002490	
				2.19
2017	3	31		
10	17			

						10	27
			834				600
1,200	2017	1	25				
		2017	2	3		2016	
			2014	9	26	2017	1 13
		1,390	3,000				1.74% 3.76%
			2016	11	23		750
			0.94%				
	2017	9		:			
		1					
30							16,259,280
		48,777,840					
		2					14,343,540
43,030,620							

6

20

2014 5 30

000513 6 10

2014 6 6 10

15

6 9

6 12

2015 7

10

20

7

2017	6	26	8	29					
						603303			
2017	8	18							
		11							
3,700					108,222.62				
2017	8	29							
		8	30				1.82		8
31								12.82	
()				
2019	11						1.82		
	10				5				

2019 9
30

10

2015 12 16

A

2017 6 14

6 15

2016 3 1

2016 3 1 3

12 10 2016 3 14 3 18

49

2016 6 5

2

1

2019

4

2,522,975.04

7,568,925.12

11

2018

5

10

000998

5%

2018 10

12

2018 9 18

11:42:16

14:38:10

14,000

213,360

2019 3 4

33,360.04

2019 11

2013	12		748.42
748.42		50	50

1

2017		2018	
ST		002102	
			4
2018	5	11	
			90%
2018	5	31	13:01
			1

1				
2018	5	31		839,284
)			3,399,100.2	2018 6
1				1
			2018 8 30	3.62
				360,892.12
				2018 9 3
				2.93
				939,998.08
2019	12			
				60

2

2013 3 28

600458

2013 4 11

2013 5 17

2013 5 17

2013 5 21

29

4,935,385

2013 7 7

			2013	7	12		1,933,700
2013	7	B£					

2018 4 5 ()

2018 5 23 , 10.45 /
20,000 209,000 -97,783.03

2019 5 150,000

4

4


2009 7 21 22

000813

7 21 22

112

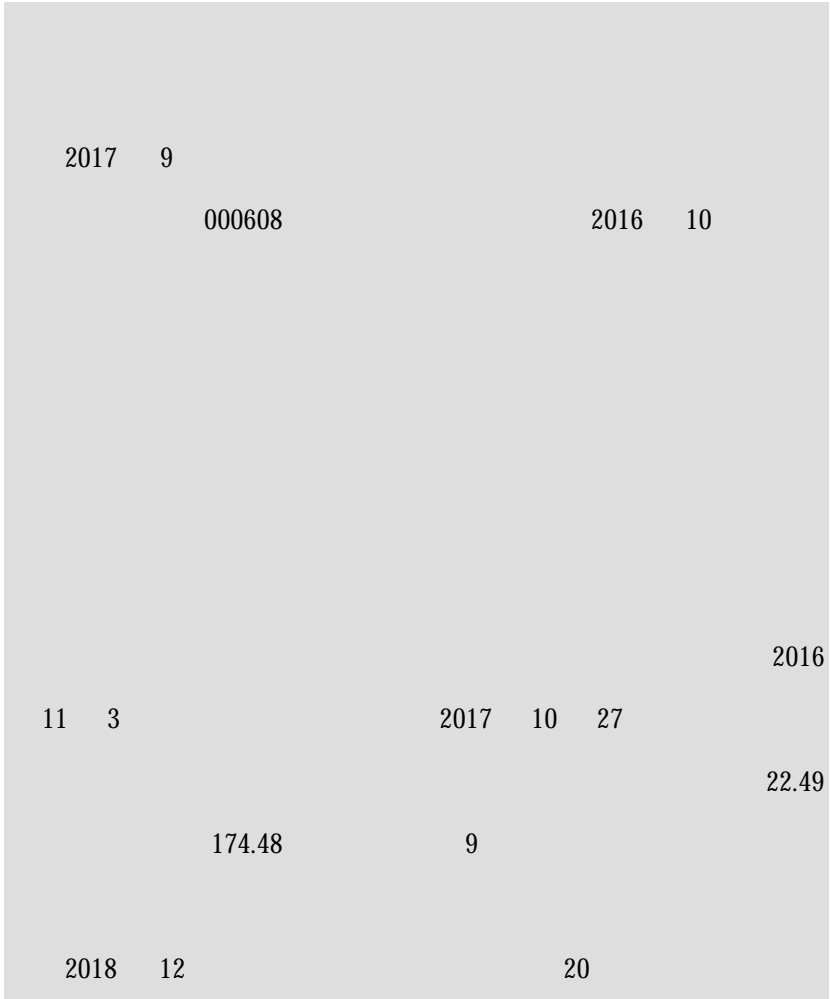
7 22



1

2014	()			
	000592			
3,239.36	500			
			2016	9 1
2016	4			4
				2,000

2



3

2017	9			
Sociedad Química y Minera de Chile S.A.			SQM	
Potash Corporation of Saskatchewan Inc.		Potash Corporation of		
Saskatchewan Inc.	AgriumInc.	NutrienLtd.	Potash	
Corporation of Saskatche wan Inc.	NutrienLtd.			
SQM		SQM		
2017	9	20		
			002466	
SQM				
2017	11	3		
SQM				
		13,700	771,219	
300	3,318	2,800		
83,626.17				

	2018	3	22	3	26		
			2018	3	23	5	18
4	1,900					100,540	300
	15,690						
	2019	12					83,626.17
		83,626.17				30,000	

4

7							
	2013	11	7				
				002074			
							2013 11
						1,022	
	6,919			1.03			

0.30
276.91
2018 6
7 1.04 1.5
0.29
24.71

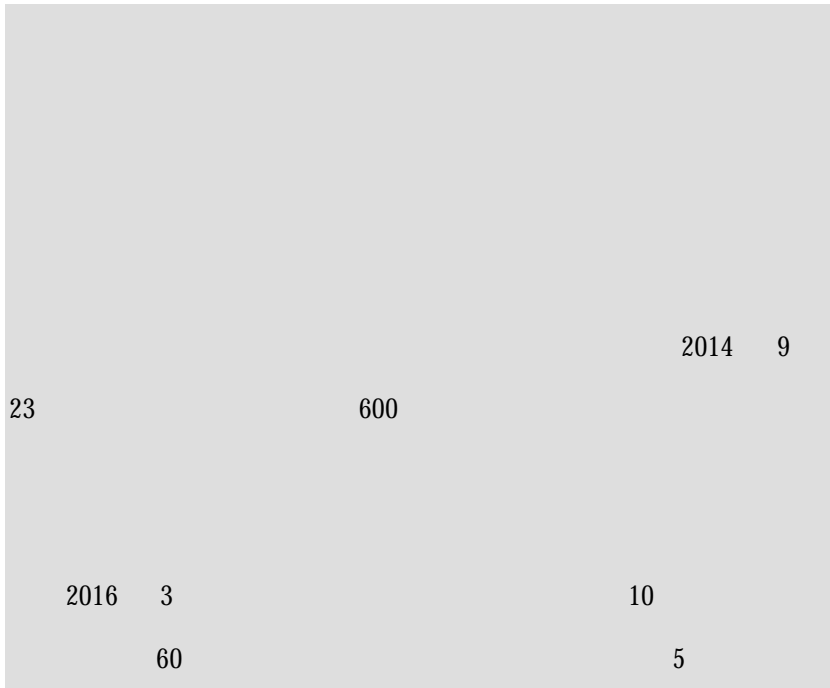
5

2016 11
002620
2016 11 7 17 8
2016 11 18

605,700			35,481,962.3	
2016	11	18	6,200	350,020
2016	11	21		
2019	5			
			7,940,630.21	
23,821,890.63				

6

2016	6			ST
		600807		
	100%		18.3	2016
		19.44%	95.53%	
	2014	5		



1

2019 12 28

2

2015 04 24

.....

.....

.....

.....

3

2009 02 28

“

”

“

”

4

2017 03 01
676

5
10 50
30

1
10
3

.....

.....

1

2010 05 07

2010 23

2

2012 03 29

2012 6

“

”

“

”

“

”

“

”

“

”

“

”

“

”

“

”

“

”

“

”

“

”

“

”

3

<

>

2019 10 14
2019 19

“

”

4

2010 11 16
2010 55

66

69

66

69

5

<

>

2011 7 13

2011 225

1

2007 01 30
40

5%

5%

2

22020 3 20

166

3

2020 3 20

166

4

2018 08 15
148

6

;

;

5

2015 05 18
115

3 5

5 10

.....

.....

6

2011 10 25

2011 30

2

10

2011 11 25

7

2016 09 09

2016 16

W

20%

20%

12

36

2012 12 17

8

2011 10 28

2011 158

83

2010 55

2010 55

9

2019 02 11

6

1

2019 04 30

2019 52

2.9

4. 14

2

2019 04 30

2019 53

5. 2. 4

5. 4. 4

3

2020 2 28

2020 10

5

“

”

,

10

,

93

1

2019 04 30
2019 245

2.9

4.14

2

2019 04 30
2019 245

2.9

4.16

3

2020 02 28

2020 125

5.4.1

5.4.2

5%

5.4.3

5. 4. 4

5. 4. 5

5. 4. 4

5. 4. 6

5. 4. 4

5. 4. 7

5. 4. 8

5. 4. 9

5. 4. 4

5. 4. 10

5. 4. 11

5. 4. 12

5. 4. 13

5. 4. 14

5. 4. 15

5. 4. 16

4

2015 02 11

2015 65

5.4.4